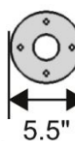
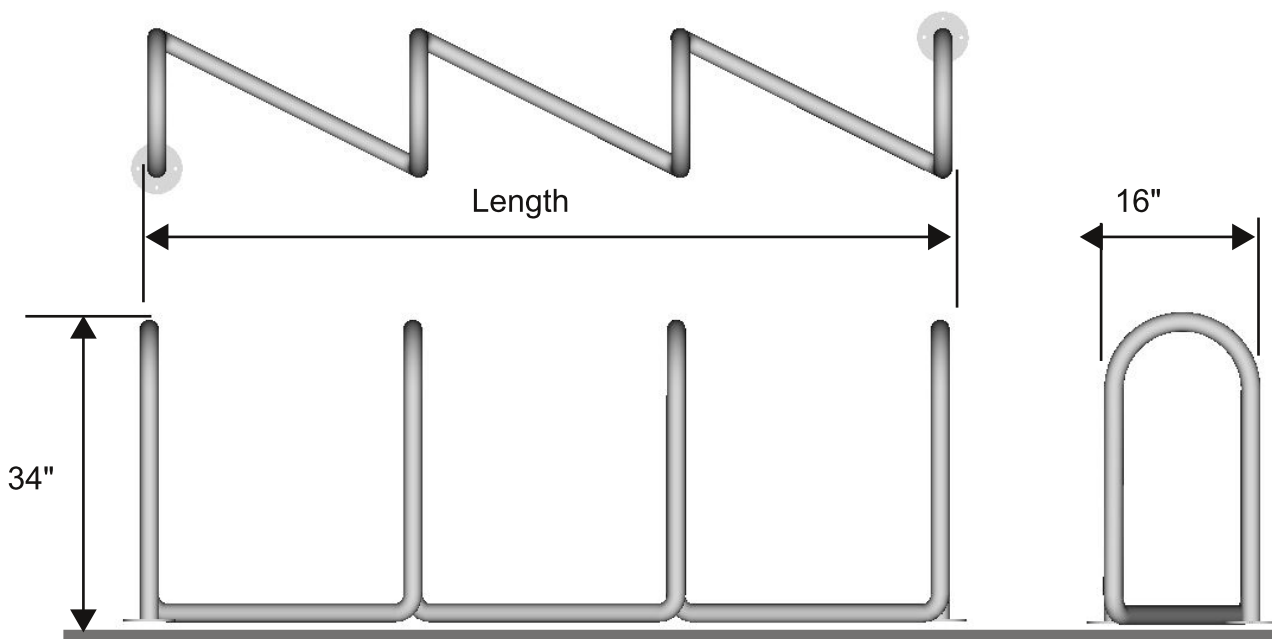


Function First Design

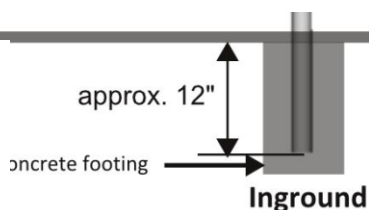
Flow Bike Rack

Campus Rack, Bike Corrals



Use 1/4" concrete anchors with washers for 3/8" diam holes.

Surface Mount



Inground

Dimensions are reference only. Stainless version dimensions vary slightly. Use actual units for core hole dimensions

Material

2" OD X 0.120 Wall


- Steel Tube (standard)
- 304 Stainless Satin #4 finish

Mounting Configurations

- IG-Inground (approx 12" in concrete)
- SM-Surface Mount

Finish Options

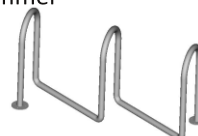
- BH-Powder Coat Black Hammer, TGIC Polyester, Sandblasted and primer
- GV-Hot Dipped Galvanized, post fabrication
- XX-Power Coat other color
- SS-Satin #4 finish (304 Stainless only)



Model #	# of Bikes	Length (approx)
<input type="checkbox"/> Flow-BR4	4	30"
<input type="checkbox"/> Flow-BR6	6	58"
<input type="checkbox"/> Flow-BR8	8	86"

Flow-BR6-SM-BH

ex - Flow, 6 Bikes, Surface Mount, Powder Coat Black Hammer



BikeRack.com
 Function First Design, LLC
 120 S. Houghton Rd, Ste. 138-153
 Tucson, AZ 85747
 520.322.9626 Sales@BikeRack.com